

## Prosser, WA

### People

The total population of Prosser is 6,452. The median age is 34.72

6,452

Total Population



48.4%

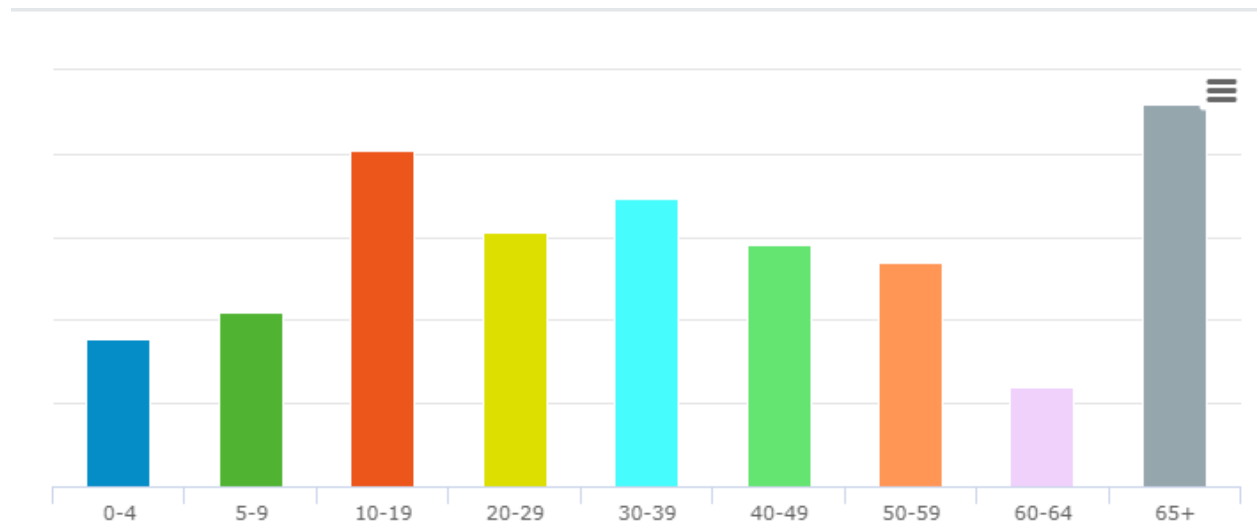
Male

51.6%

Female

Age Distribution

2021

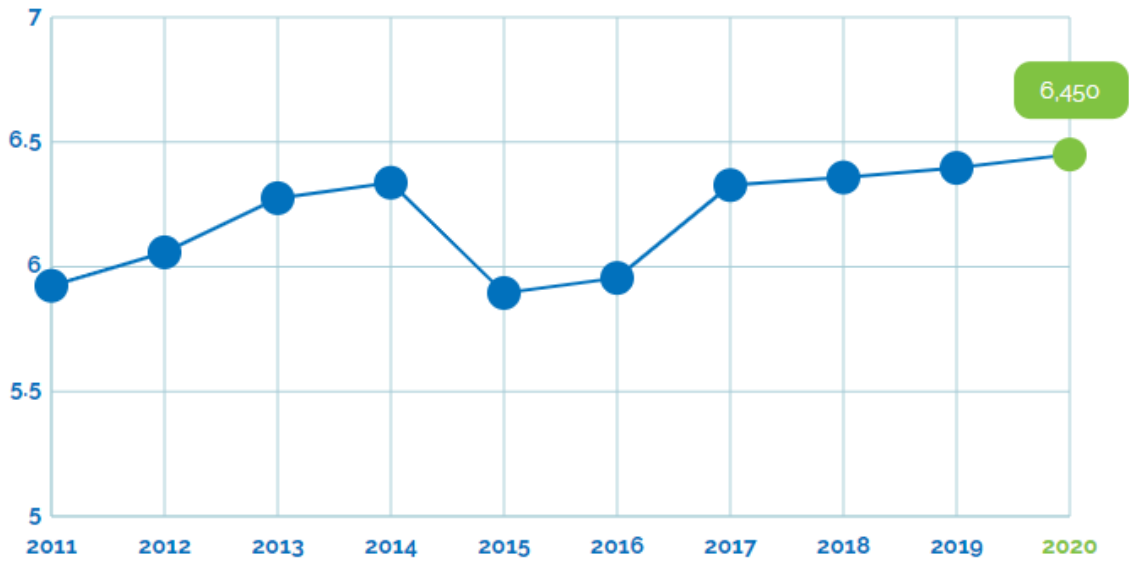


Median Age

**35**

Population Growth (in thousands)

Population Growth (in thousands)



## Educational Attainment



32.77% of the population in Prosser have an Associate's degree or higher. 83.26% have a high school degree or higher.



< Grade 9  
**10.91%**



Grade 9-12  
**5.83%**



High School  
**28.37%**



Some College  
**22.12%**



Assoc Degree  
**5.57%**



Bach Degree  
**19.28%**



Grad Degree  
**7.92%**



offer Associate's Degree or Certificate



offer Bachelor's Degree or Higher

## Labor Force

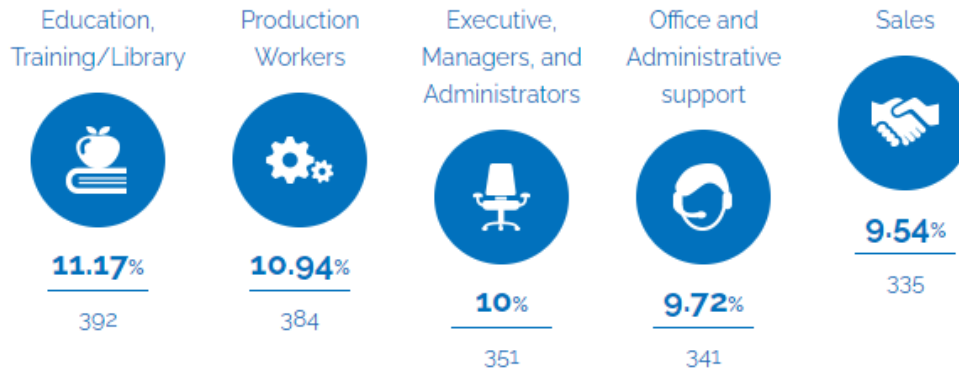
Prosser has a labor force of 2,479 people.

**2,479**

Labor Force

## Talent

Where are the top jobs by occupation?



Total Employees

**3,510**

The work distribution of total employees in Prosser is:



**41%**

Blue Collar



**58%**

White Collar

---

Total Establishments

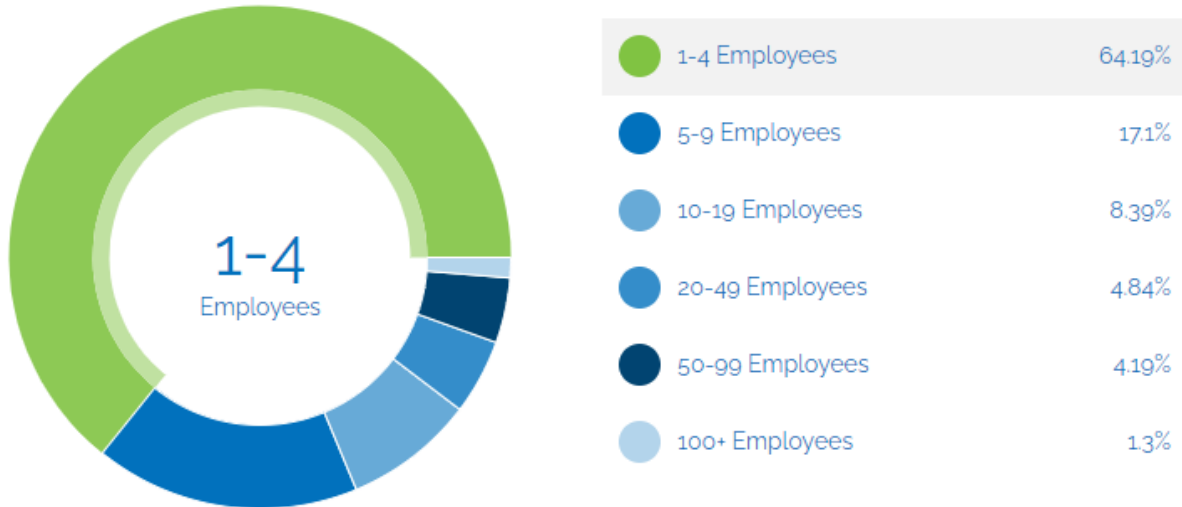
**310**



## **Businesses and Jobs**

Prosser has a total of 310 businesses.

How many employees do businesses in Prosser have?



## Income and Spending

Households in Prosser earn a median yearly income of \$58,726. 34.59% of the households earn more than the national average each year. Household expenditures average \$58,234 per year. The majority of earnings get spent on Shelter, Transportation, Food and Beverages, Health Care, and Utilities.

**\$58,726**

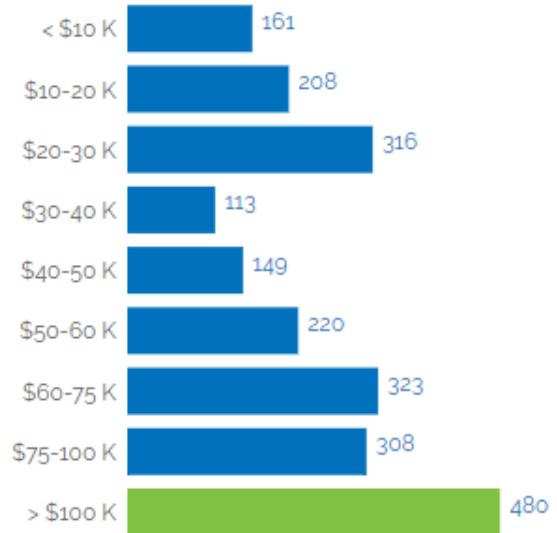
Median Household  
Income

**20%** less than the county

**26%** less than the state

**12%** less than the nation

Income Distribution



How do people spend most of their money?  
PER HOUSEHOLD



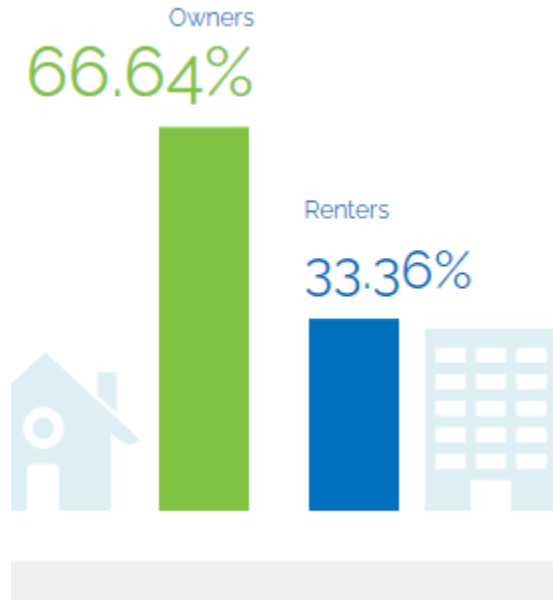
**\$58,234**

Median Household Expenditure

**Housing**

There are 100% more households who own their homes than there are renters.

Owners vs. Renters



**Transportation**

Residents spend an average of 19 minutes commuting to work. Prosser is served by 9 airports within 50 miles. Rail can be accessed within the community. Interstates can be accessed within the community.



**19min**  
 Commute Travel Time



**1 + 9(+50 miles)**  
 Airports in Community



**Interstate**  
 In Community



**Freight Rail**  
 In Community



## Taxes

Top State Corporate Income Tax

0%

Top State Corporate Capital Gains  
Tax

0%

Top State Personal Income Tax

0%

Top State Personal Capital Gains  
Tax

0%

State Sales Tax

6.5%